

Regional School Improvement Team Meeting

October 27, 2016



Strategic Plan Timeline

School Year 2016-2017



Purpose

Develop a 5 Year Strategic Plan that builds off our progress, aligns initiatives with district-wide mission/goals and establishes robust benchmarking to monitor implementation and growth.



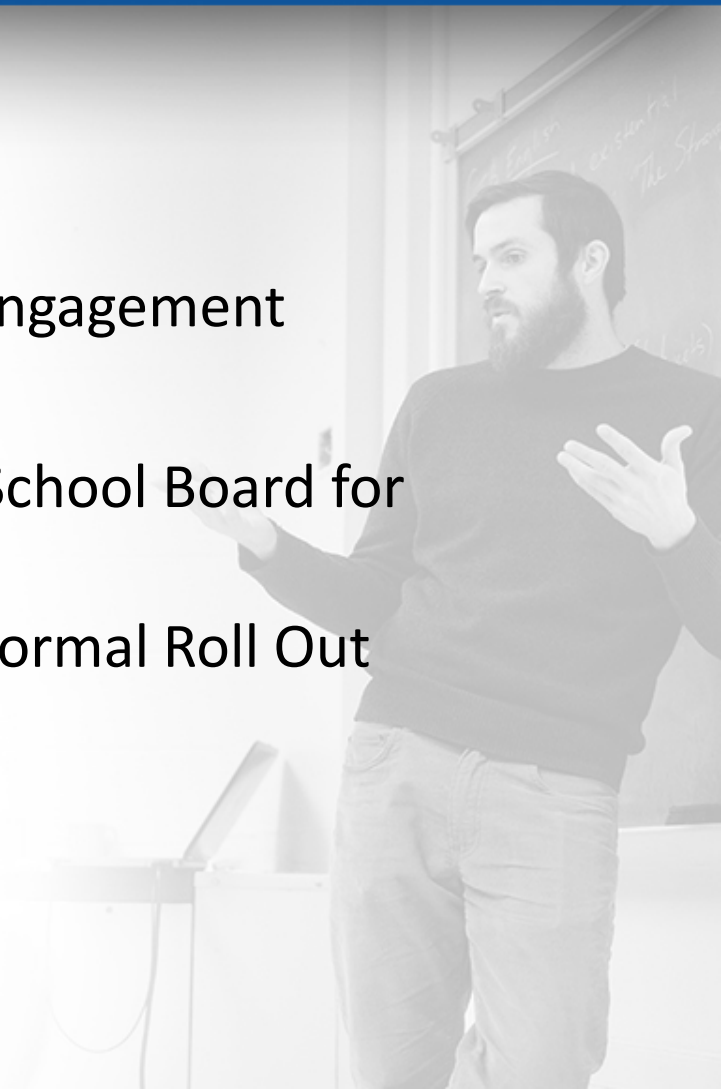
Preliminary Schedule/Timeline

- Nov Select Qualified Firm to Provide Planning Services
- Nov-Dec Compile Data and Review
- Dec-March Stakeholder Engagement (Parents, Students, Staff, AFT, Administration, Community, Etc.)
- March Compile Draft Outline



Preliminary Schedule/Timeline (cont.)

- March-April Draft Plan Completed
- March-April Draft Plan Stakeholder Engagement
- April Revise Plan as Needed
- May Final Plan Presented to School Board for Approval
- June Begin Implementation/Formal Roll Out



Questions



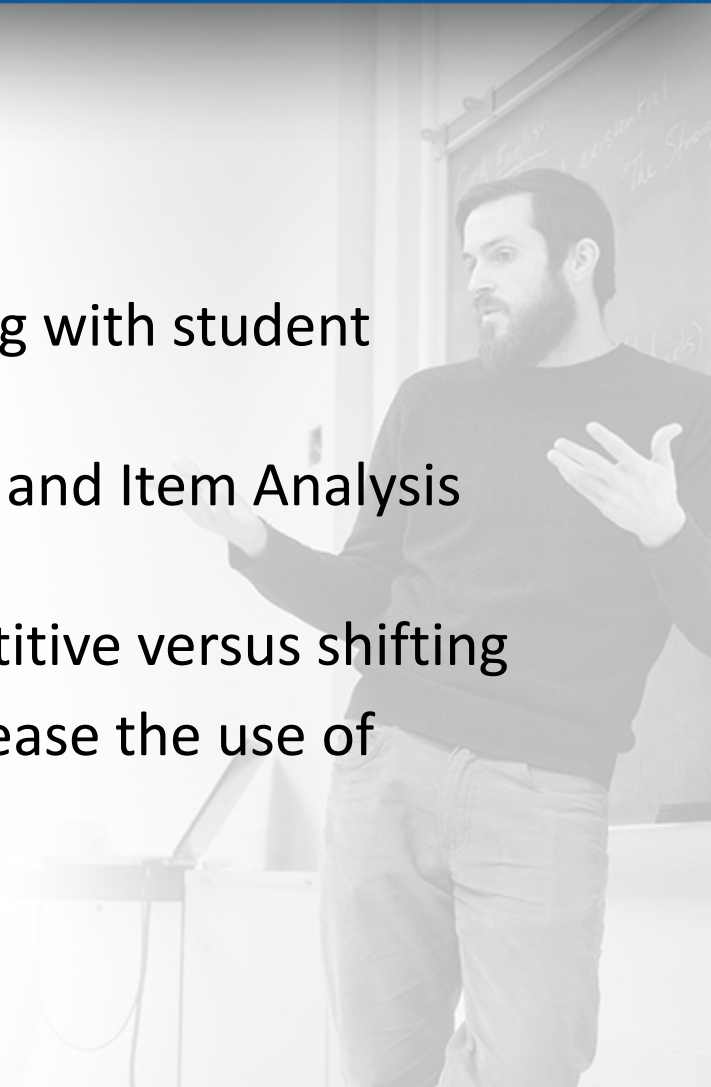
Sustaining Growth and Progress on MSIP 5 and KCPS APR

School Year 2016-2017



Sustaining Growth and Progress

- Identify 2016-2017 MSIP 5 Goals
- Set Building Level Goals
- Set Benchmarks and Monitor
- Continue to focus on teaching and learning with student engagement
- Analyze data using the Content Standards and Item Analysis Reports
- Stay the course on our initiatives, be repetitive versus shifting
- Provide professional development to increase the use of academic language



Questions



Fall Northwest Evaluation Association (NWEA) Baseline Scores

School Year 2016-2017



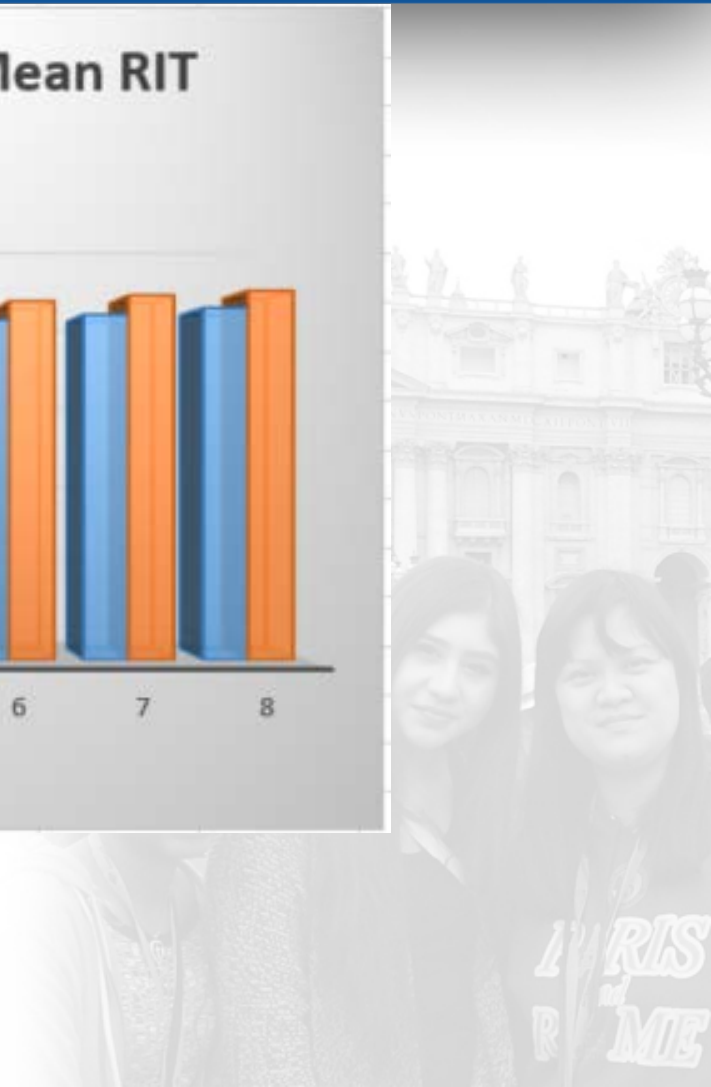
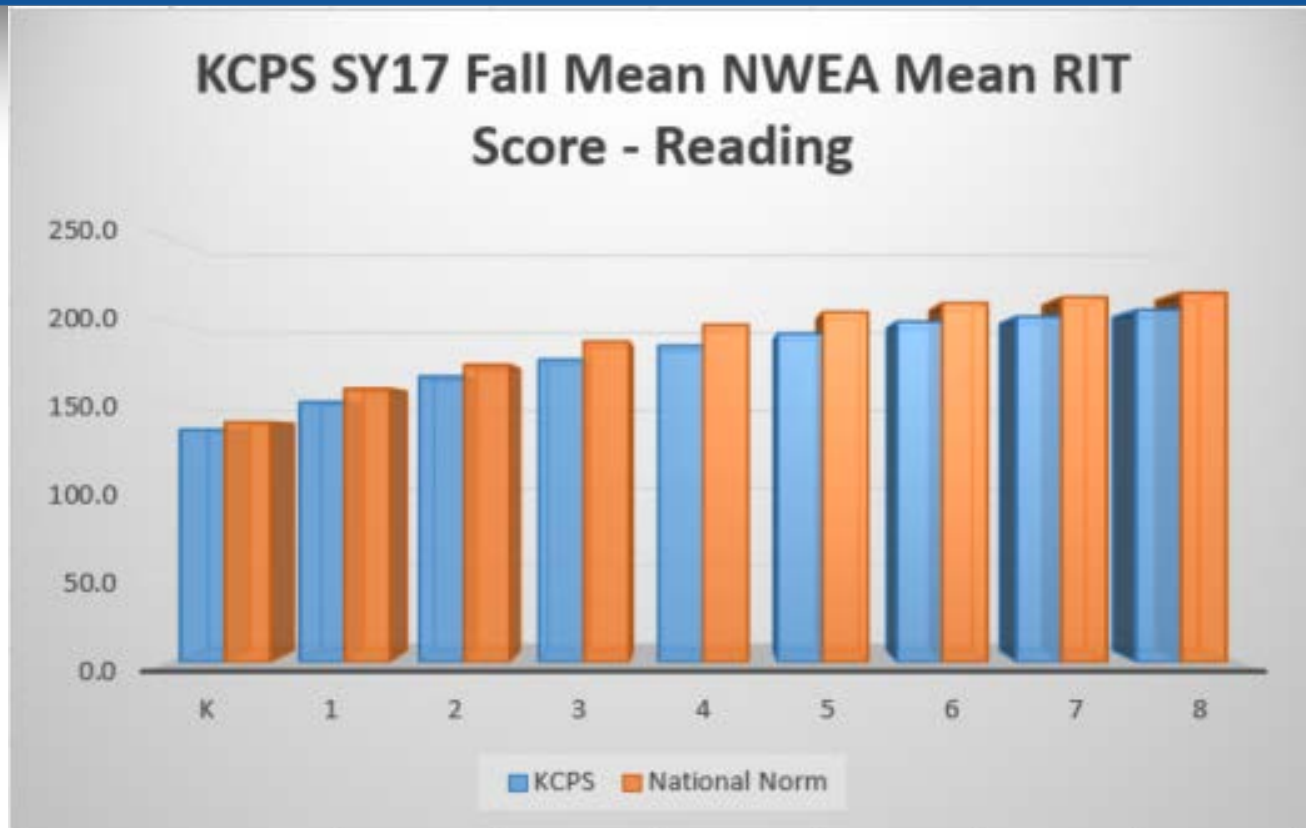
Total Number of Students who took the Fall NWEA Assessments

Row Label	Language	Mathematics	Reading	Science - (No L.A.)	Grand Total
K		1145	1142		2287
1	9	1229	1256	28	2522
2	14	1264	1267	32	2577
3	168	1275	1271	124	2838
4	276	1255	1252	1179	3962
5	214	1093	1091	1047	3445
6	236	1003	1001	315	2555
7	80	682	662	663	2087
8	96	640	758	706	2200
(blank)				0	
Grand Tot	1093	9586	9700	4094	23380
					24473

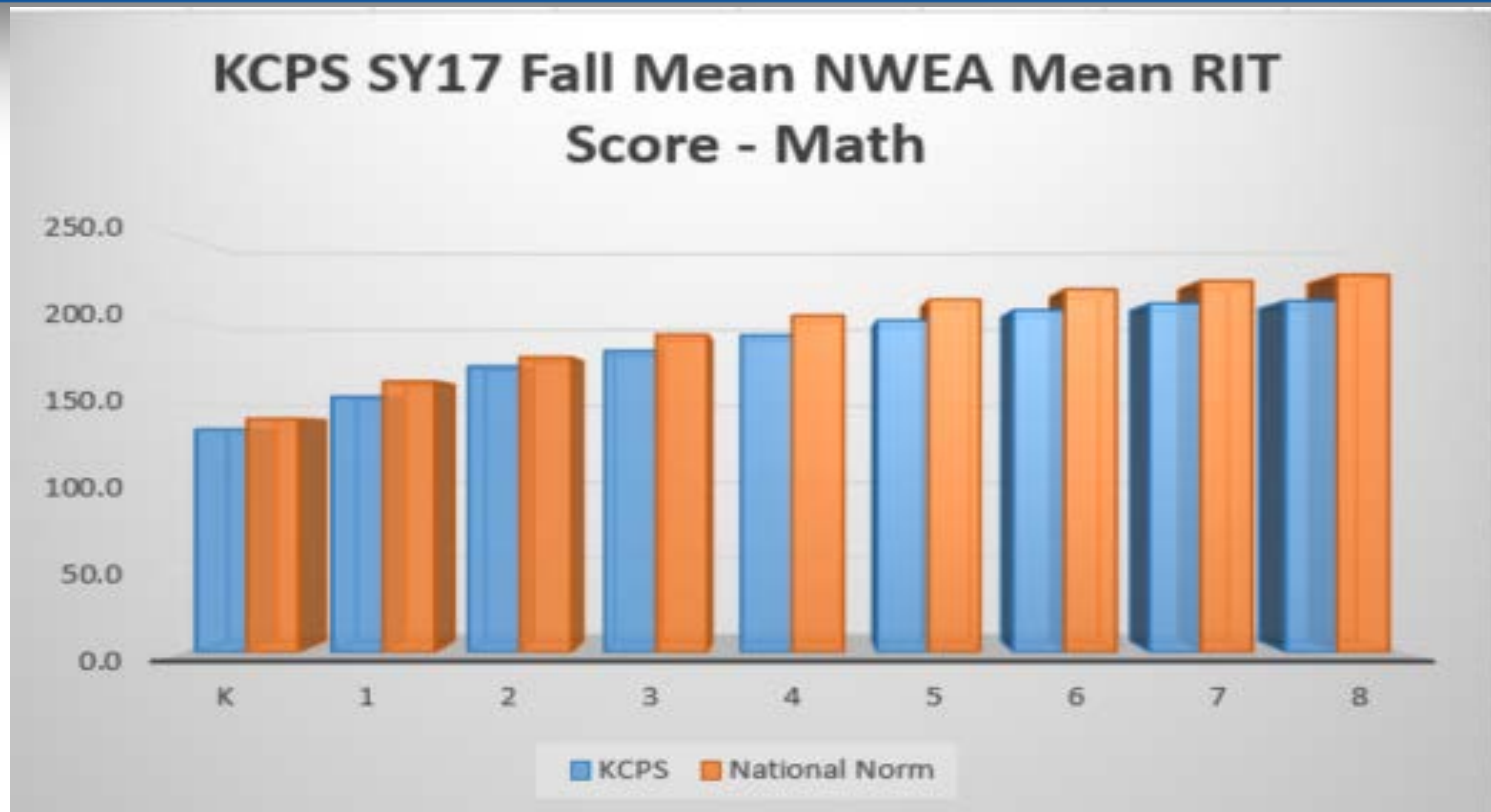
Fall NWEA Mean RIT By Grade Levels

KCPS Mean Rit							
	Mathematics		Reading		Science		Grand Total
	KCPS	National Norm	KCPS	National Norm	KCPS	National Norm	
K	133.6	140.0	136.5	141.0			135.1
1	153.3	162.4	152.8	160.7			153.2
2	171.4	176.9	167.8	174.7			169.7
3	180.8	190.4	177.7	188.3			179.4
4	190.0	201.9	185.7	198.2	187.5	194.6	187.8
5	199.0	211.4	193.0	205.7	192.0	200.2	194.7
6	205.1	217.6	200.0	211.0			202.2
7	209.2	222.6	203.0	214.4	199.5	207.2	203.9
8	210.6	226.3	206.9	217.2	201.3	210.3	206.2

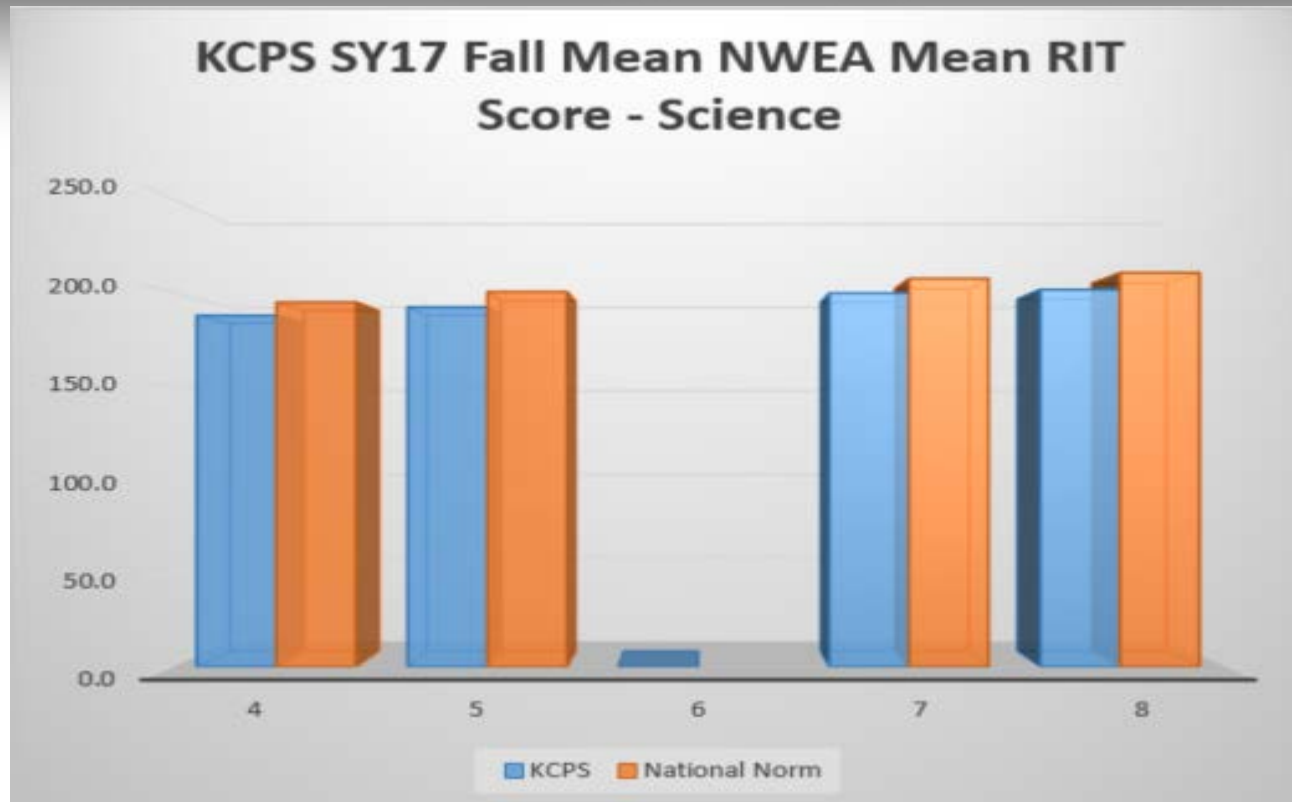
Fall NWEA Baseline Scores English Language Arts (ELA)



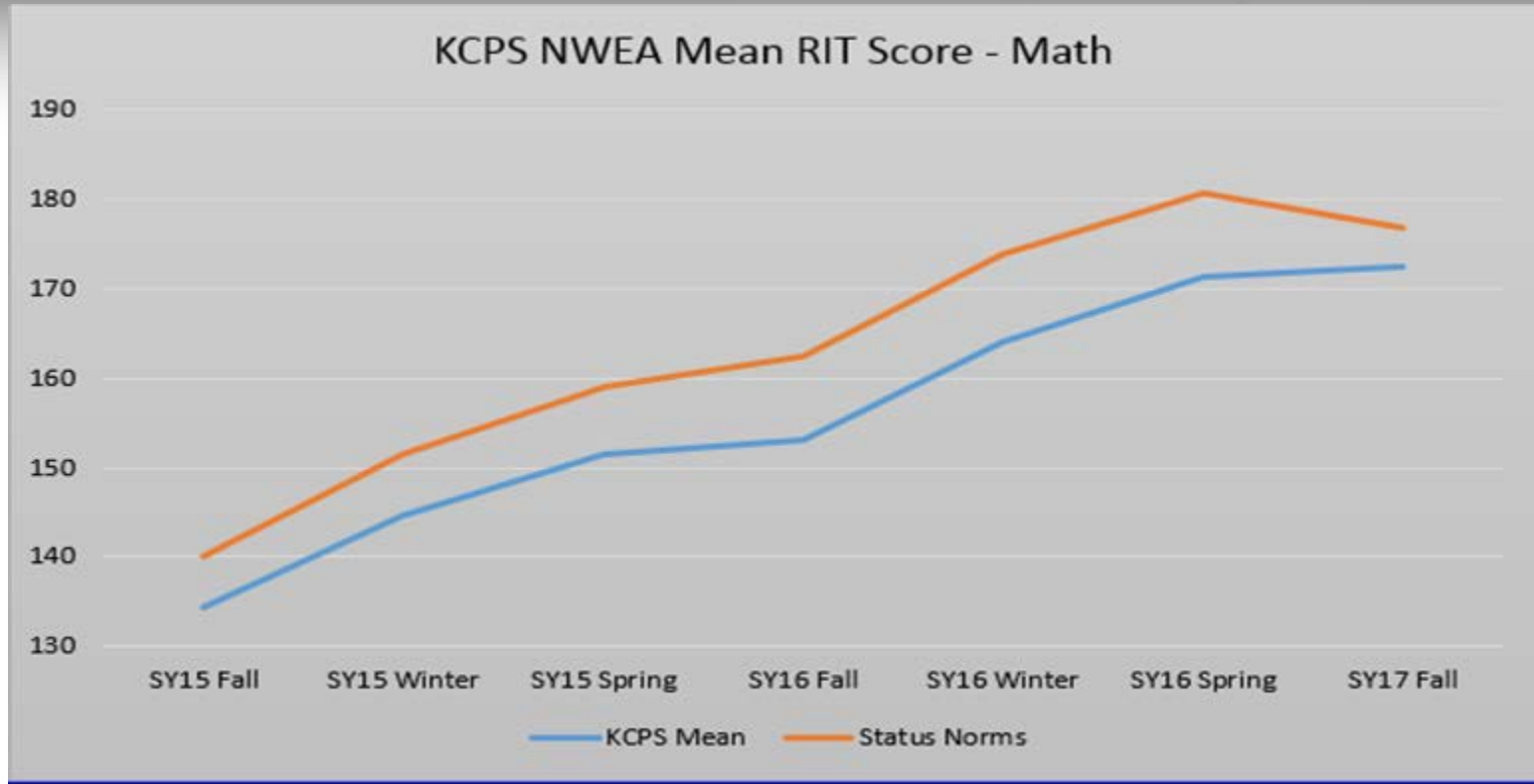
Fall NWEA Baseline Scores Mathematics



Fall NWEA Baseline Scores Science



NWEA Trend Lines - KCPS SY15 Kindergarten (SY17 2nd Grade)



Questions



First Quarter Mock EOCs

School Year 2016-2017



Mock EOCs - ELA

English 10						
Location	A %	P %	B %	BB %	Students Tested	MPI
School District of Kansas City Missouri	38.39%	26.06%	24.54%	11.01%	917	380.82
Central High School	28.32%	29.20%	30.97%	11.50%	113	362.81
East High School	31.39%	26.91%	30.04%	11.66%	223	366.37
Lincoln College Prep	81.88%	18.13%	0.00%	0.00%	160	481.92
Northeast High School	26.20%	27.27%	30.48%	16.04%	187	347.56
Paseo Academy	30.99%	28.17%	32.39%	8.45%	71	373.25
Southeast High School	29.45%	28.22%	26.38%	15.95%	163	355.22

Mock EOCs – Algebra I

Algebra 1						
Location	A %	P %	B %	BB %	Students Tested	MPI
School District of Kansas City Missouri	18.95%	31.96%	29.11%	19.98%	876	329.9
Central High School	0.00%	10.34%	43.97%	45.69%	116	218.96
East High School	29.52%	40.95%	20.48%	9.05%	210	381.89
Lincoln College Prep	50.00%	36.88%	11.25%	1.88%	160	433.15
Northeast High School	1.23%	24.07%	40.12%	34.57%	162	257.36
Paseo Academy	13.64%	31.82%	40.91%	13.64%	22	331.85
Southeast High School	0.92%	24.77%	44.04%	30.28%	109	266.08
Central Middle	5.13%	43.59%	33.33%	17.95%	39	317.95
Northeast Middle School	30.30%	48.48%	18.18%	3.03%	33	402.99
Foreign Language Academy	24.00%	68.00%	8.00%	0.00%	25	416

Mock EOCs - Biology

Biology						
Location	A %	P %	B %	BB %	Students Tested	MPI
School District of Kansas City Missouri	15.26%	32.03%	41.16%	11.55%	996	339.45
Central High School	5.88%	30.59%	51.76%	11.76%	85	318.8
East High School	42.94%	25.77%	28.22%	3.07%	163	405.51
Lincoln College Prep	20.34%	46.99%	31.81%	0.86%	349	385.95
Northeast High School	0.74%	18.01%	51.10%	30.15%	272	259.19
Paseo Academy	3.61%	37.35%	51.81%	7.23%	83	330.11
Southeast High School	2.27%	15.91%	61.36%	20.45%	44	279.52

Mock EOCs – Social Studies

American Government						
Location	A %	P %	B %	BB %	Students Tested	MPI
School District of Kansas City Missouri	29.83%	39.81%	24.63%	5.73%	751	388.01
Central High School	38.14%	32.99%	25.77%	3.09%	97	403.06
East High School	7.33%	38.74%	41.36%	12.57%	191	328.26
Lincoln College Prep	28.45%	58.62%	12.93%	0.00%	116	415.52
Northeast High School	60.28%	24.82%	9.22%	5.67%	141	434.01
Paseo Academy	41.57%	39.33%	14.61%	4.49%	89	413.49
Southeast High School	15.38%	47.01%	34.19%	3.42%	117	370.93

Questions



CIPD

2nd Quarter Instructional Focus

Fall NWEA

1st Quarter Mock EOCs



NWEA: Reading

ELA Reading Goals for 2nd Quarter

- Increase focus on 7 key comprehension strategies – particularly at 4th & 5th grade
- Include explicit Interactive Read Aloud daily with modeling of comprehension strategies
- Continue PD on Understanding Reading Data to increase focus on QRI comprehension analysis
- K – 2nd Explicit Phonics / Phonemic Awareness Lessons 15 min./daily

NWEA: Math & Science

Math Goals for 2nd Quarter

- Using the daily spiral review to close the gaps
- Using number talks for academic vocabulary and number sense
- Modeling and using manipulatives to make sure students have concrete concepts before procedural knowledge

Science Goals for 2nd Quarter

- Continue to work with K-2 teachers to increase phenomena
- Continue to provide PD, job-embedded, observations, and feedbacks

EOC Focus for Quarter 2

ELA

- Increase academic vocabulary
- Access more rigorous text

Algebra I

- Continue to analyze pre and post test
- Reteach foundational skills (equations, expressions, and inequalities) until October 26th



EOC Focus for Quarter 2

Biology

- Continue to analyze pre and post data to provide support
- Gain trust with teachers to use all of the supplemental resources
- Provide support in creating formatives by teacher to focus on more than one standard

Social Studies

- Continue to teach the structures and processes of the American Government.
- Provide support in formative assessments and re-teaching strategies targeting standards.

Questions



Support Systems for Focus and Priority Schools using a Tiered Model

School Year 2016-2017



Data Consults For All Schools

- Brief Picture/ Overview of School
- Attendance/ 90/90 Data
- Discipline/ OSS Data
- Academics/ Assessment Data
- Staff Mapping/ Classroom Observations



Focus & Priority School Support

- Monthly Meeting Formats
 - One-on-One
 - Cohort Groups
 - Site Visits
- Led by Directors
 - Structured
 - Cognitive Coaching Approach
 - Focused on Results



Focus & Priority Monthly Meeting

- Fifteen Minute Overview
- 30 Day Plan Review
- Data Dashboard
- Leading Indicator Report
 - Big Three (Academics, Attendance, Discipline)
 - Classroom Observation Report
 - Climate Scans



Focus & Priority Monthly Meeting (cont.)

- Assessments
 - Benchmarks
 - Formative Assessments
 - Action Plan based on formative results
- Staff Map (Skill/Will)
 - Data Teams
- Next Steps (Take Away Plan)



Focus & Priority Site Visits

- Focused on a Problem of Practice:
 - Focuses on Instructional Core (teacher, student and content)
 - Directly Observable
 - Actionable (and can be improved in real time)
 - Connects to a Broader Strategy (School Improvement Plan)
 - High-leverage (will make a significant difference for student learning)

Attendance PLC Support

- Review and share Tier I, II, and III interventions with fellow administrators.
- Jigsaw research articles that feature best practices around truancy and attendance.
- Administrators bring attendance notebooks and share how their attendance teams function and the results they are achieving.
- Look at data reports that school teams are using and address areas of concern they are still having.

Questions



KCPS Monitoring System

School Year 2016-2017



Monitoring Report Timeline

Board Policy	Reporting Month											
	Jul	Aug	Sep	Oct	Nov	Dec	Jan	Feb	Mar	Apr	May	Jun
1.0												
1.1				X			X	X		X	X	
1.2				X			X			X		
1.3			X	X			X			X	X	

1.1 and 1.2

NWEA

Oct 19

Jan 5

Feb 8

May 30

Quarterly Mock EOCs

Oct 24

Jan 5

Apr 30

CCR Standards

Oct 24

Jan 5

Apr 30

MAP/EOC

MAP – May 31

EOC – May 19



Monitoring Report Components

- Year-to-Date Status Meter – Four levels: non-compliant (red), developing (orange), on-target (yellow), and compliant (green)
- Actual Board Policy – Board policy that was developed by KCPS Board of Directors
- KCPS Interpretation – Administration's understanding and explanation of the actual board policy
- Key Performance Indicators – Measurable benchmarks showing progress made; why we know what we know
- List of Supporting Documents – Documentation validating the Key Performance Indicators and the data

Monitoring Reports

[Monitoring Report Timeline](#)

[Monitoring Board Policy 1.3](#)



Questions

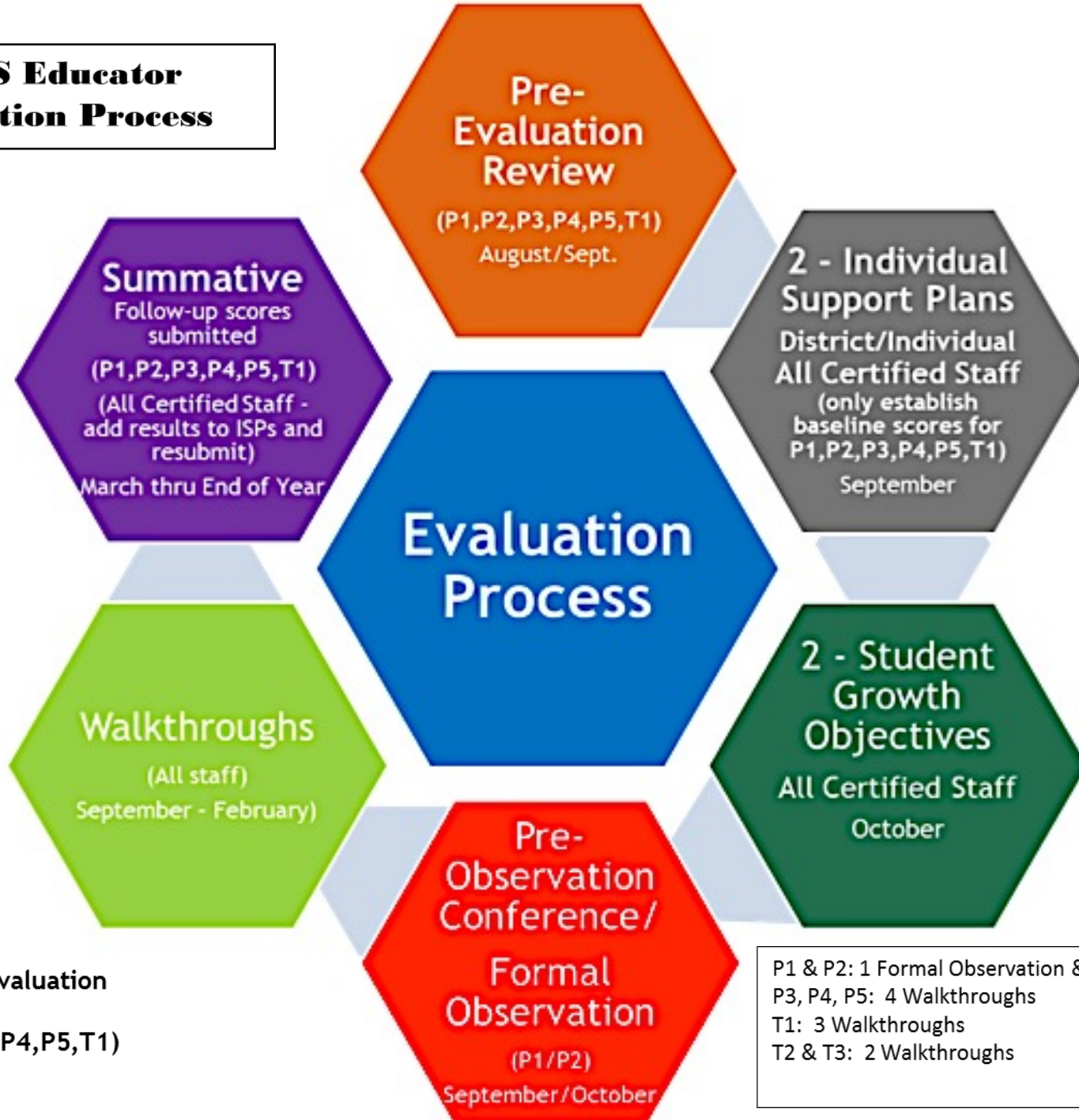


Certified Evaluation: Student Growth Objectives

KCPS 2016-17



KCPS Educator Evaluation Process



Student Growth Objectives

- Two Student Growth Objectives using whole class data
 - SGO #1: Norm-Referenced Assessment/Standardized
 - Example: NWEA, Benchmark Assessments in Achievement Series
 - Teachers will use the Quadrant Report from NWEA
 - Fall to Winter
 - Met or Exceeded their Projected Growth
 - SGO #2: Formative Assessment approved by CIPD
 - Includes, but not limited to: STAR (3rd – 10th grade; Grade Equivalent or Scale Score), Alpha Kids (K-2nd); Performance based test
 - These assessments will measure growth in our students

Student Growth Objectives (cont.)

- Curriculum, Instruction & Professional Development
 - Certified staff who do not administer the NWEA or CIPD assessments will work with principals and CIPD to write the assessment for their content area (Ex. Foreign Language, Military, Career and Technical, Counselors, Librarians, etc.)

Student Growth Objectives (cont.)

- *Exclusion Criteria*
 - *Must have Pre/Post Test data*
 - *May be in attendance 90% of the time during the SGO*
 - *Student for whom you are not responsible for the direct instruction of the SGO content*
 - *Example: Exceptional Ed. pull out, ELL pull out*

Questions



RSIT Breakout Discussion



Feedback/Requests



Monthly Meeting Date

